

Rose

Puppet sketch 1

Cut eye pieces from pieces of felt and sew or glue onto the face

Hair can be:

Doll's hair

Wool

A hair piece

Fur fabric

It may be

loose or plaited;

beaded; dressed

whatever way is

most appropriate

You can attach

ears and also a

bead earring

onto the ear

Mouth and eyebrows

can be drawn on with

fabric marker or you

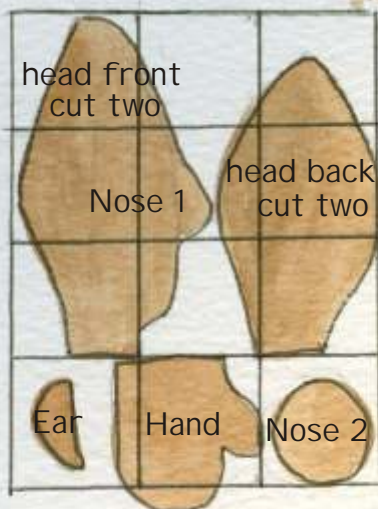
can stick on thin bits

of felt

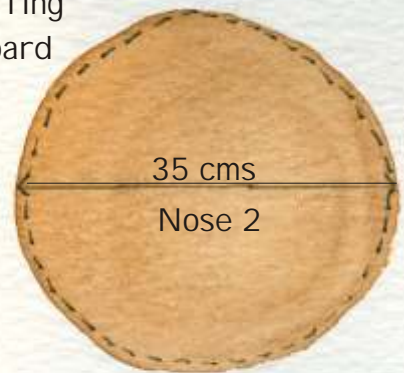
This puppet, Rose

has nose 1

Chris has nose 2




Stuff with toy stuffing and insert a cardboard tube



Chris

Puppet Sketch 2



This sweatshirt is made from the cuff of an old one. Keep badges as well as scraps of material

Each square represents 4cm

The Puppet Booth 1

Casings for the poles - 25 cm in circumference

Casings for the poles - 25 cm in circumference



The Puppet Booth 2

